


How to Put a “Radio Ananda” Button on the Home Screen of an iPhone or iPad

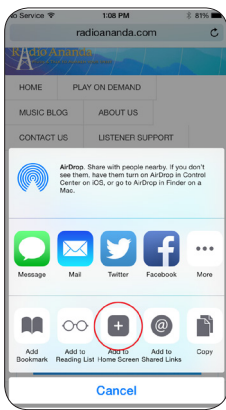


Step 1

Open your **Safari** browser, and type in “radioananda.com” to get to the Home Page.

At the bottom of your screen there is a “**Share**” icon, that looks like this:

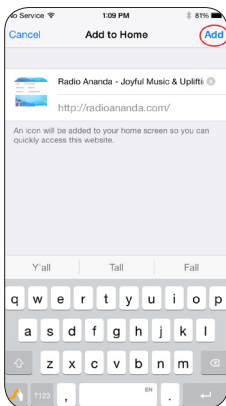
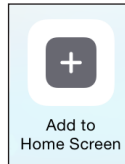
Click that icon.



Step 2


This will bring you to a screen that has a row of icons at the bottom, one of which is “**Add to Home Screen**”, and looks like this:

Click that icon.



Step 3

When the next screen comes up, click “**Add**” in the upper right corner of the screen.



Step 4

When you go back to your Desktop, on the last page, there will be a Radio Ananda button.

When you click the button it will take you to Radio Ananda, where you will just hit “**Play**”.